

How to Search the Library Catalog (Destiny)

Step 1

Log on to the computer!

- To log into your account

Username:

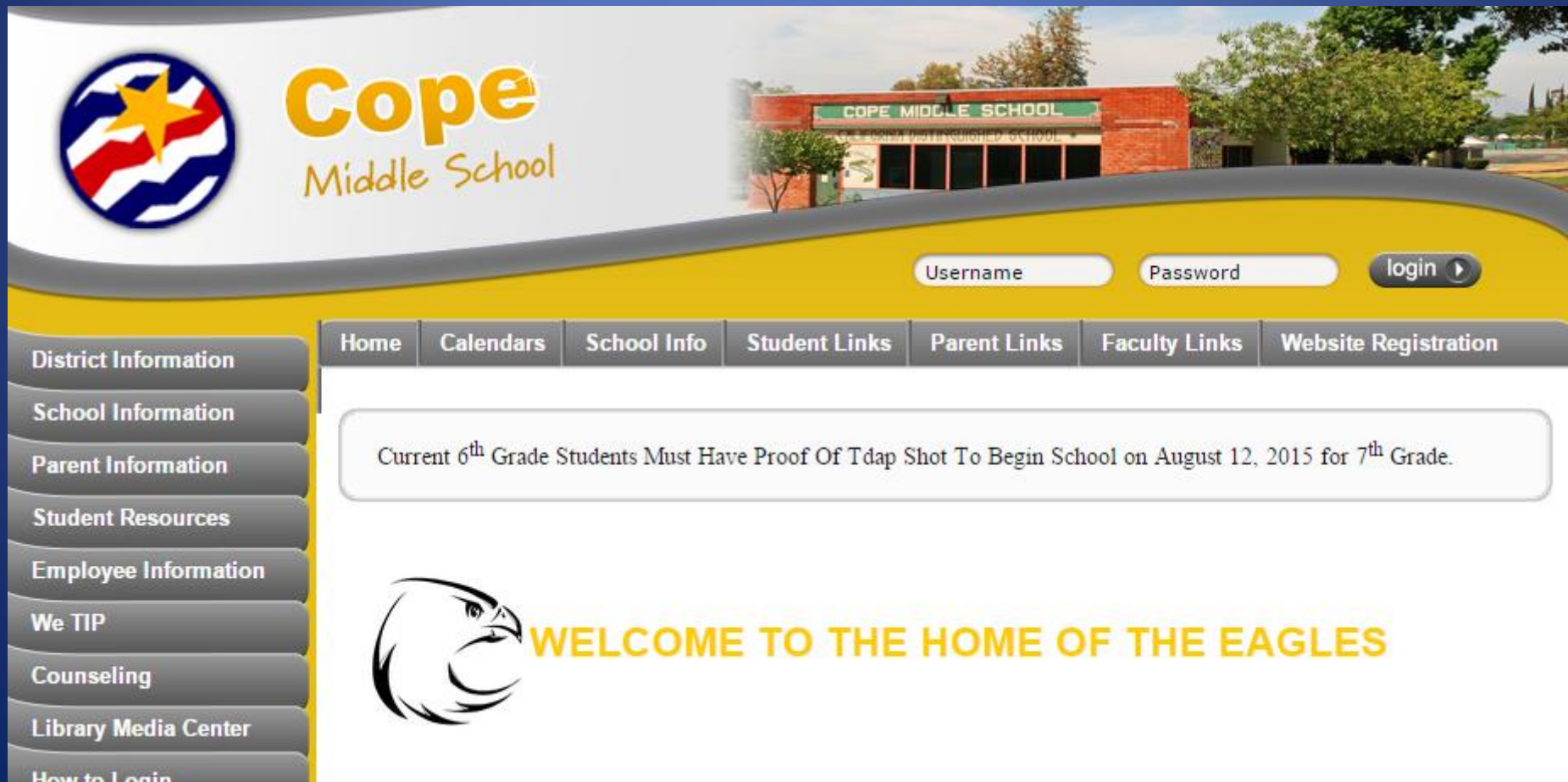
- 1st 6 letters of last name + 1st 2 letters of first name + birthday
 - Ex. zinnerwe010301

Password:


- Located on your schedule in the permanent ID box (last 5 numbers)
 - The last 5 numbers on your ID card

Step 2

Go to Cope Middle School Home Page
<http://cope.redlandsusd.net>



The screenshot shows the homepage of Cope Middle School. At the top left is the school's logo, a circular emblem with a yellow star and red and white stripes. To its right, the text "Cope Middle School" is displayed in a yellow and brown font. A photograph of the school building is visible in the background. Below the header is a yellow navigation bar with a login section containing "Username" and "Password" input fields and a "login" button with a right-pointing arrow. A horizontal menu below the login bar includes links for "Home", "Calendars", "School Info", "Student Links", "Parent Links", "Faculty Links", and "Website Registration". A white announcement box contains the text: "Current 6th Grade Students Must Have Proof Of Tdap Shot To Begin School on August 12, 2015 for 7th Grade." Below this is a large graphic featuring a stylized eagle head logo and the text "WELCOME TO THE HOME OF THE EAGLES" in yellow. On the left side, a vertical sidebar contains a list of menu items: "District Information", "School Information", "Parent Information", "Student Resources", "Employee Information", "We TIP", "Counseling", "Library Media Center", and "How to Login".


 **Cope**
Middle School

COPE MIDDLE SCHOOL
REDLANDS UNIFIED SCHOOL DISTRICT

Username Password login ▶

Home Calendars School Info Student Links Parent Links Faculty Links Website Registration

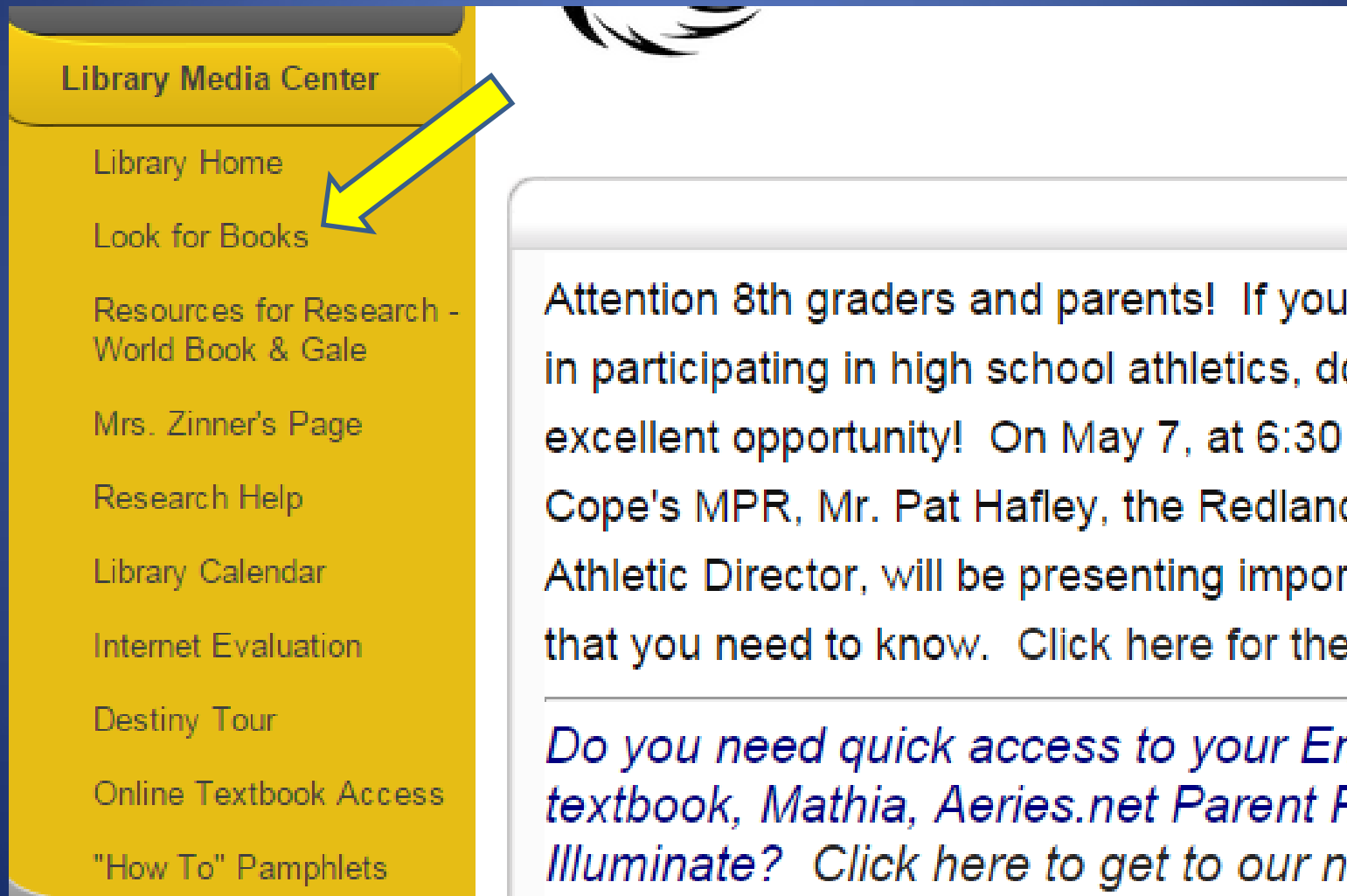
Current 6th Grade Students Must Have Proof Of Tdap Shot To Begin School on August 12, 2015 for 7th Grade.

 **WELCOME TO THE HOME OF THE EAGLES**

District Information
School Information
Parent Information
Student Resources
Employee Information
We TIP
Counseling
Library Media Center
How to Login

Step 3

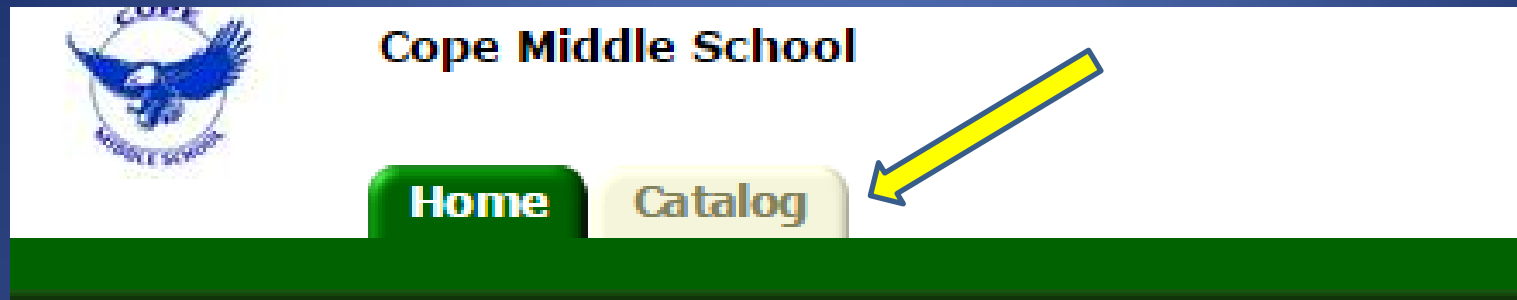
On the left side, click on Library Media Center and choose "Look for Books!"




The image shows a screenshot of a library website. On the left side, there is a yellow navigation menu with the following items: Library Media Center, Library Home, Look for Books, Resources for Research - World Book & Gale, Mrs. Zinner's Page, Research Help, Library Calendar, Internet Evaluation, Destiny Tour, Online Textbook Access, and "How To" Pamphlets. A yellow arrow points to the "Look for Books" option. To the right of the menu, there is a white content area with a grey header. The main text in the content area reads: "Attention 8th graders and parents! If you in participating in high school athletics, do excellent opportunity! On May 7, at 6:30 Cope's MPR, Mr. Pat Hafley, the Redland Athletic Director, will be presenting impor that you need to know. Click here for the". Below this text, there is a blue italicized link: "*Do you need quick access to your Er textbook, Mathia, Aeries.net Parent P Illuminate? Click here to get to our n*".

Step 4

Choose the “Catalog” tab






 **Cope Middle School**

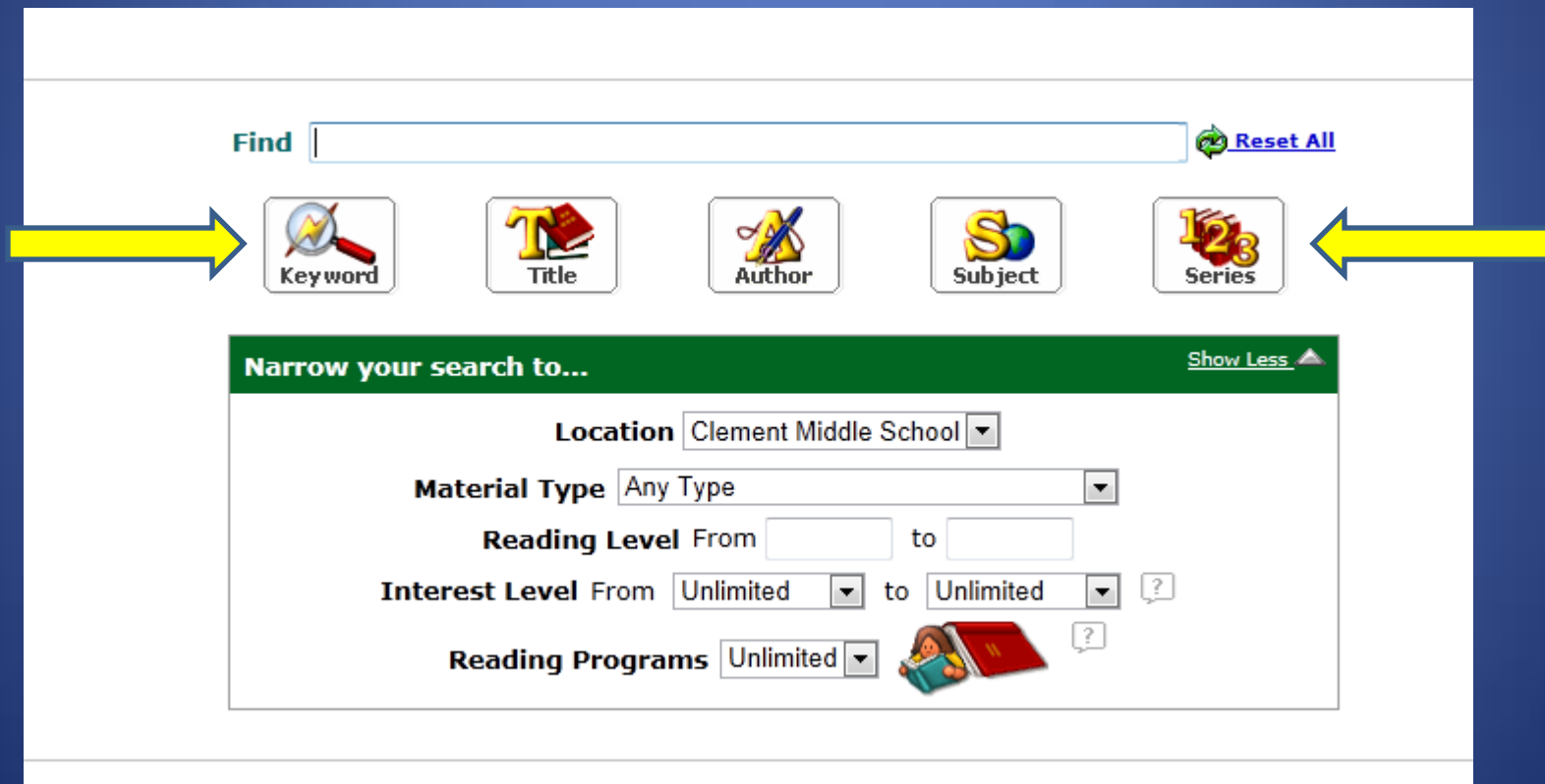
Home **Catalog**

Welcome to






Click on the Catalog tab to begin your search for books. You can also search other schools in the Redlands Unified School District.

-  **School Websites**
 - [Cope Website](#)
-  **Research Help**
 - [Bookmarks](#)
-  **Book Series Websites**
 - [A Series of Unfortunate Events](#)

Here is where you search for the title you want!
Just type in your search item and click on the
appropriate button.



Find [Reset All](#)

 Keyword  Title  Author  Subject  Series


Narrow your search to... [Show Less](#) ▲

Location

Material Type

Reading Level From to

Interest Level From to ?

Reading Programs ? 

Step 5

You now have access to our library catalog!

From here you have the option of searching by:


- * **Keyword** – will give a list of all items with that word in the record
- * **Title** - will give a list of items with that word anywhere in the title
- * **Author** – use if you know the author of a book, and want to find others written by the same one
- * **Subject** - use when you want to find items about a certain subject, topic, person, or place
- * **Series** – use to find other books in the same series (ex. Hunger Games, Babysitters Club, or Goosebumps)

Once a search is completed you will see a screen similar to the one below 😊

Searched for (The Hunger Games). Searched in: Cope Middle School.




 Printable




[Not what you're looking for? [Refine your search?](#) [Browse Titles?](#)]

Selected List: My List  Add Page

Titles: 1 - 3 of 3




Sort By



 **The hunger games**  Details  Click on the title to show a summary of the book!

 Call #: FIC COL Collins, Suzanne.  2 of 3 available 



Series: Hunger games ; 1
Published 2008
Reading Level: 5.3 Interest Level: All Secondary
Lexile: 810



Shows how many books we have available for check out!

 **The Hunger Games**  Details  The Call # tells you where in the library you can locate the book!

 Call #: FIC COL Collins, Suzanne. 

Series: [Hunger Games trilogy ; 1]
Published 2009

 **The Hunger Games**  Details

 Call #: FIC COL Collins, Suzanne. 

Published 2008

Titles: 1 - 3 of 3

You are done!

- Log off the computer
- Go find the item you wish to check out
- Take the item and your ID up to the circulation desk to be checked out

ENJOY YOUR READING!!!